

Photographic Template

The photographs must:

- ▶ be in sharp focus and clear
- ▶ have a strong definition between face and background, and
- ▶ be printed professionally - photographs printed at home are not likely to be of an acceptable quality

For further information please contact The Department of Home Affairs at **0800 60 11 90** You can also visit our website **www.dha.gov.za**

Passport & ID Photograph Specifications



Passport & ID

Photograph Specifications

Photograph quality

- The photographs must be:**
- ▶ two identical colour photos for passports
 - ▶ two identical colour or black and white photos for IDs
 - ▶ not more than one (1) month old
 - ▶ 35mm in width and 45mm in height
 - ▶ a close-up of your head and top of your shoulders so that your face takes up 70 – 0% of the photograph
 - ▶ of high quality with no ink marks
 - ▶ or creases and not damaged

The photographs must:

- ▶ show you looking directly at the camera
- ▶ have appropriate brightness and contrast
- ▶ be printed on high-quality photo paper

Style and lighting

The photographs must:

- ▶ show your natural colour
- ▶ show your eyes open and clearly visible - no hair across your face
- ▶ show you facing square onto the camera, not looking at one shoulder (portrait style) or tilted
- ▶ show both edges of your face clearly
- ▶ be taken with a light grey or plain cream-coloured background
- ▶ be taken with uniform lighting and not show shadows or flash reflections on your face and no red-eye
- ▶ show you alone (no chair backs, toys or other people visible)



Hair across eyes



Eyes closed



Eyes tilted




Not centred



Red-eye



Flash reflection on skin



Shadows behind head



Shadows across face



Hair across eyes



Eyes closed



Eyes tilted



Not centred




Red-eye



Flash reflection on skin



Shadows behind head



Shadows across face

Glasses and head covers

If you wear glasses:

- ▶ the photograph must show your eyes clearly with no flash reflection off the glasses
- ▶ no dark-tinted lenses or heavy frames
- ▶ make sure that the frames do not cover any part of your eyes

Head coverings:

- ▶ are not permitted except for religious reasons, but your facial features from bottom of chin to top of forehead and both edges of your face must be clearly shown



Dark tinted lenses



Frames covering eyes



Frame too heavy



Wearing a hat



Face covered



Shadows across face



Mouth open



Shows another person

Expression

The photograph must:

- ▶ show you looking at the camera with a neutral expression and mouth closed
- ▶ no obvious grinning, frowning or raised eyebrows



Too far away



Too close



Ink marked/creased



Unnatural skin tones



Looking away



Too light



Too dark



Preciated



Too far away



Too close



Ink marked/creased



Unnatural skin tones



Looking away



Too light



Too dark



Preciated



Dark tinted lenses



Frames covering eyes



Frame too heavy



Wearing a hat



Face covered



Shadows across face



Mouth open

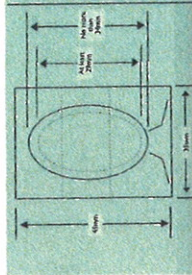


Shows another person

Photographic Template

The photographic must:

- ▶ be in sharp focus and clear
- ▶ have a strong definition between face and background, and
- ▶ be printed professionally - photographs printed at home are not likely to be of an acceptable quality



For further information please contact:
The Department of Home Affairs at
0800 60 11 90
You can also visit our website
www.dha.gov.za



home affairs
Department:
Home Affairs
REPUBLIC OF SOUTH AFRICA

Black and White Photos

- ▶ Black and white photos for IDs must also meet these requirements